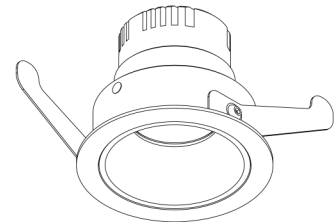
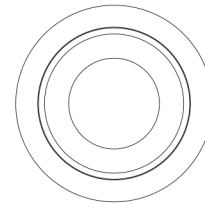
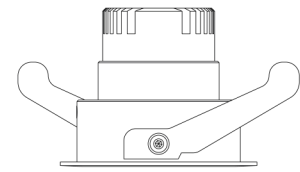
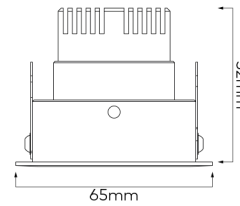


Dark Round 60



Part Number JR01521



LUMINAIRE SPECIFICATION


Height	Refer to line drawing
Bezel	Ø65mm
Hole cut-out	Ø60mm
Luminaire material	Aluminium with textured powder coat finish.
Light source	COB LED
Optics	Interchangeable lens & reflectors
Driver	Remote
IP Rating	IP20, IP44 and IP65 options
Optional accessories	Honeycomb louvre Solite lens Spread lens

Allow 3mm of additional height per accessory

LED SPECIFICATION

LED	Citizen high intensity	
Source LED output	4.5W	460lm
	6.3W	598lm
Typical delivered output	4.5W	458lm
	6.3W	593lm
CCT	2700K, 3000K, 4000K	
CRI	>90Ra	
Binning	2 Step	
Optics	15°, 25°, 35°, 50°	
Lifetime (L70)	>50,000 hrs based on LM-80 and TM-21 manufacturers applicable test data	
Driver requirement	Constant current	
Drive current	4.5W	: 500mA
	6.3W	: 700mA
Forward voltage	9VDC	

REFLECTOR OPTIONS



ORDERING INFORMATION

example 23231L35.1SC32A5C-H

BEAM ANGLE	FINISH	REFLECTOR	LED CCT	DRIVER	VERSION	IP RATING	ACCESSORIES	
23231L15	15°	1 White	SC Silver chrome	2 2700K	1 Non dimming	A5C 4.5W CRI >90	IP20	-H Honeycomb louvre
23231L25	25°	2 Black	DC Dark chrome	3 3000K	2 Phase dimming	A6C 6.3W CRI >90	4 IP44	-SL Spread lens
23231L35	35°	7 Silver	MB Matt black	4 4000K	3 0-10V dimming		6 IP65	-SO Solite lens
23231L50	50°		MW Matt white		4 DALI dimming			